

# One Button Studio+Plus Packing List & Assembly Instructions

The One Button Studio+Plus is delivered 90% assembled; however, there are parts that need to be removed from the packaging, then assembled and/or mounted. Make sure you have everything on the list before beginning assembly. If something is missing, please email or call [jason@dvestore.com](mailto:jason@dvestore.com), 855-687-8824.


Rolling Rack Cabinet



Dual Monitor Mount




2x 24" Monitors



Manfrotto Friction Arm



Camera w/ReflecMedia LiteRing



2x Studio Lights



Floor Button



2x Acoustic Panels



Integrated Control Console



Wireless Presenter Remote



Microphone w/Gooseneck & 25' XLR Cable



3x Drop Ceiling Scissor Clamp w/5/8" Stud



6x Drop Ceiling Scissor Clamp w/Cable Support



Spiral Cable Wrap



Cable Protector



14x Drywall Anchors



14x Steel Fender Washers



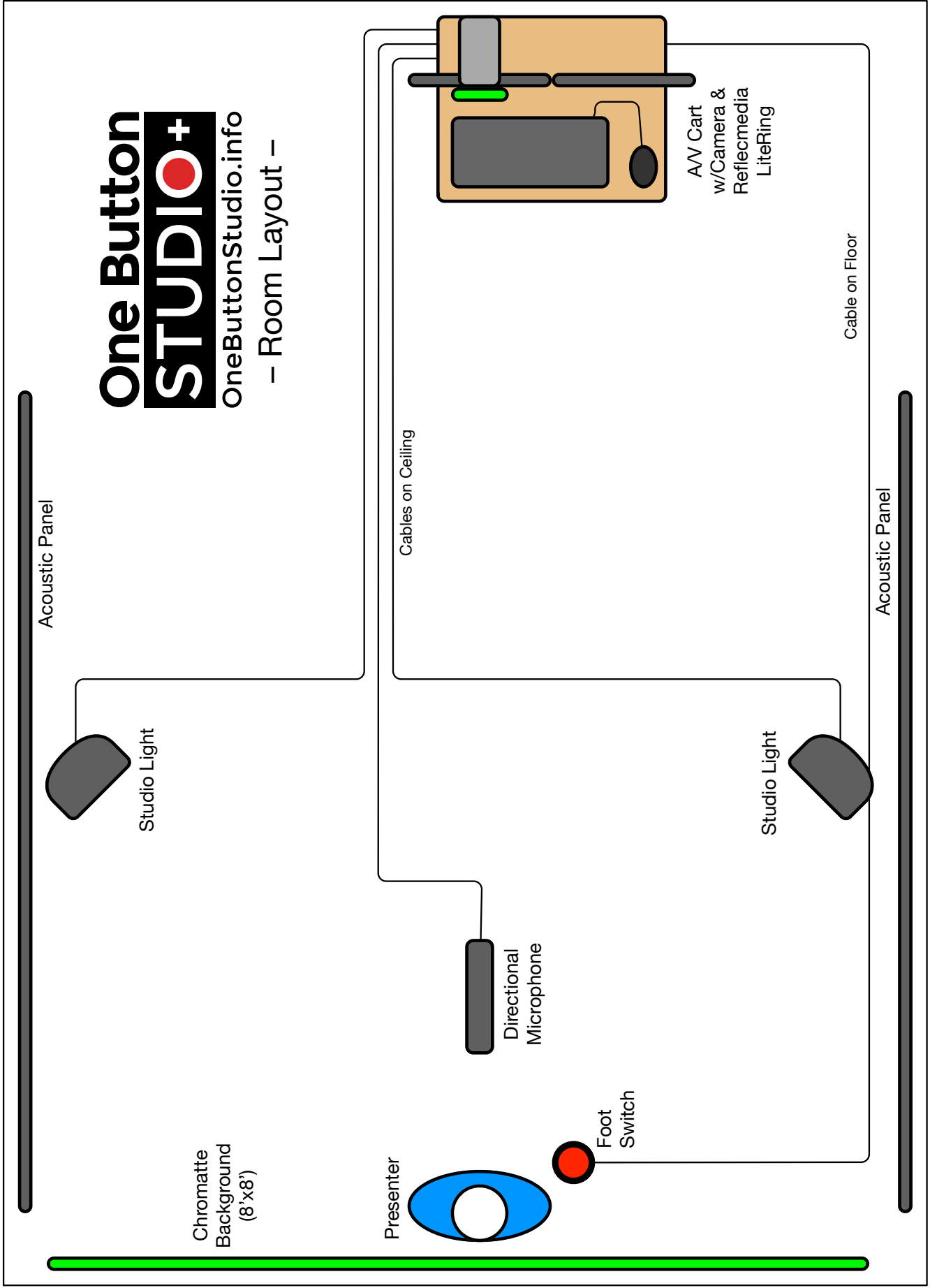
2x Tarp Clips



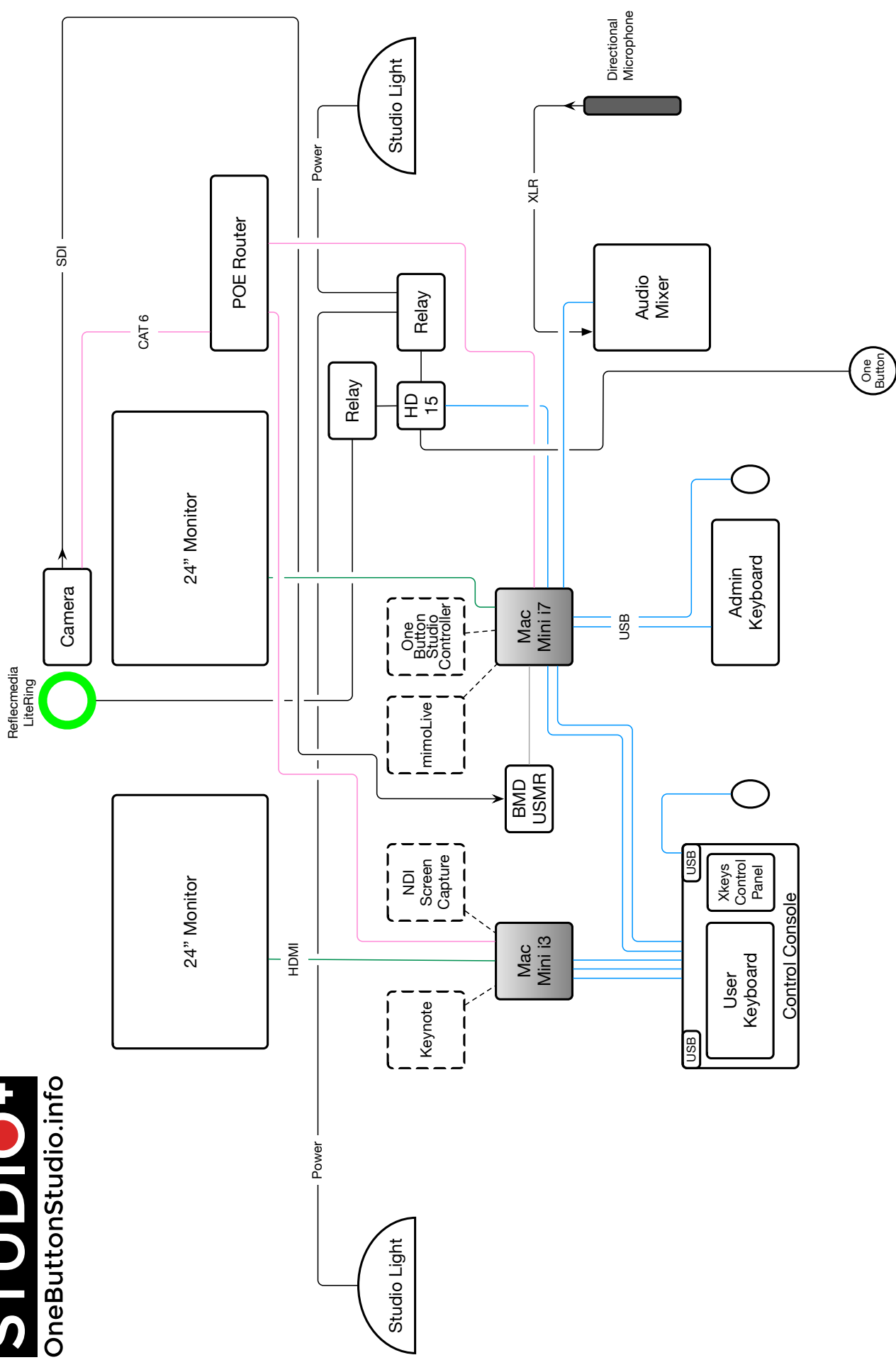
# One Button STUDIO+

OneButtonStudio.info


- Room Layout -



One Button Studio+Plus Wiring Diagram



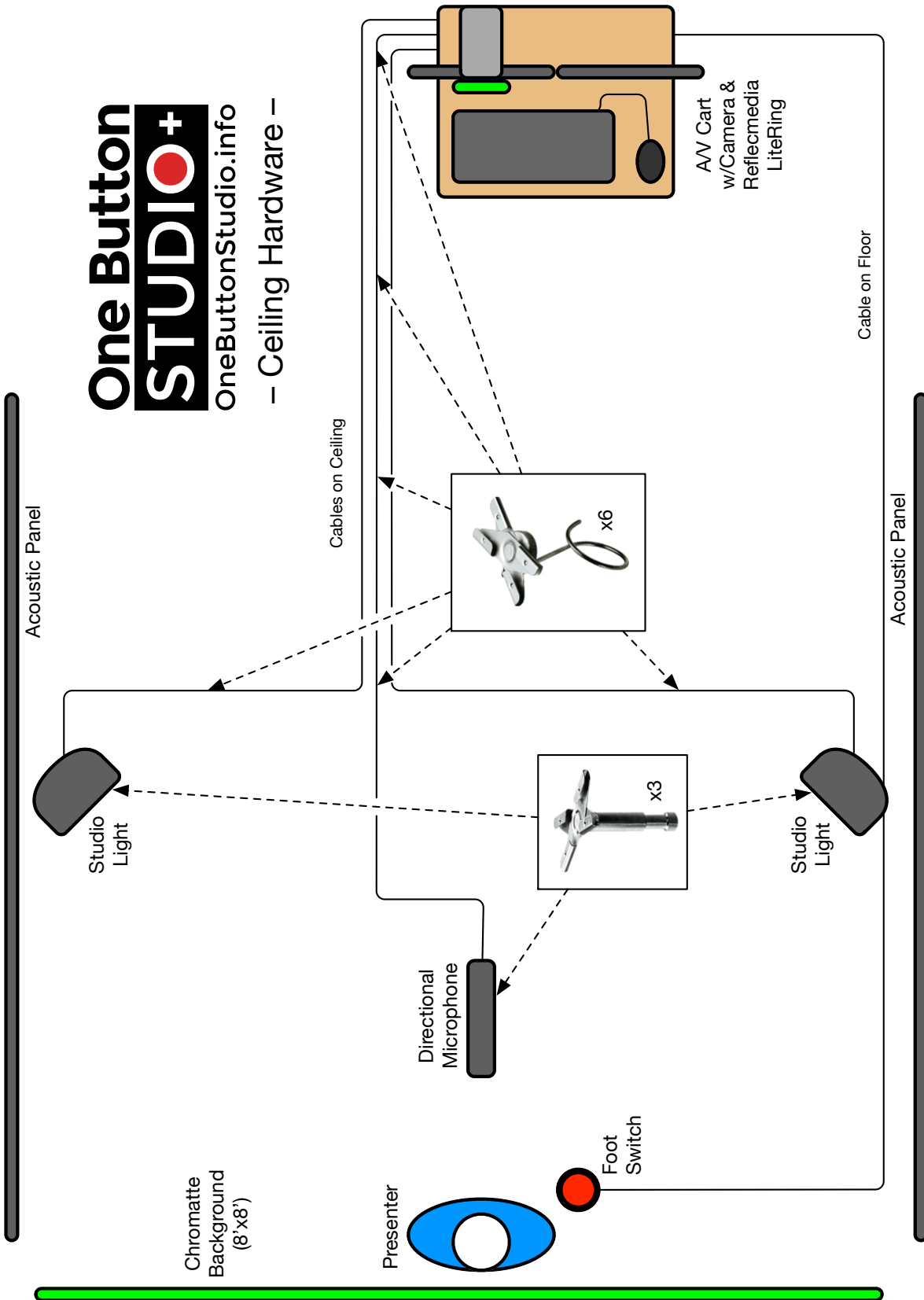
## Step 1: Monitor Mount & Monitors



## Step 2: Camera Mounting & Cable Connections




# Step 4: Ceiling Hardware





Step 5: Lights & Microphone



## Step 6: Chromatte Curtain & Acoustic Panels

Video available here: <https://onebuttonstudio.info/chromatte-curtain-installation/>





### **System Admin Info:**

User Name: admin

Password: admin

### **Warranty:**

The individual components that make up the One Button Studio+Plus system are all covered by their respective manufacturer's warranties, which are generally 12 months. If any component of the One Button Studio should fail during the first 12 months of ownership, DVEstore Inc. will facilitate repair or replacement of the faulty component, at no charge.

If any component of the One Button Studio should fail after the first 12 months of ownership, DVEstore Inc. will facilitate repair or replacement of the faulty component, charging the retail price of the repair or replacement.

### **Support:**

Technical support is provided by the One Button Studio+Plus developer, Jason Jenkins. He is available via phone: 855-687-8824 or email: [jason@dvestore.com](mailto:jason@dvestore.com) to assist with any problems.

Support content is also available at <https://onebuttonstudio.info/support>, including video tutorials, images and documents.